

Cub Scout Den Meeting Outline

Month: **October**

Week: **3**

Point of the Scout Law: **Brave**

	Tiger	Wolf	Bear	Webelos	Arrow of Light
Before the Meeting	Gather materials for gathering and other activities, games and have home assignments (if any) ready.	Gather materials for gathering and other activities, games and have home assignments (if any) ready.	Gather materials for gathering and other activities, games and have home assignments (if any) ready.	Gather materials for gathering and other activities, games and have home assignments (if any) ready.	Gather materials for gathering and other activities, games and have home assignments (if any) ready.
Gathering	Hidden Pictures: Happy Halloween				
Opening	Pledge of Allegiance Opening				
Activities/Project	Law Enforcement Officer Visit				
Game/Song	911 Safety Quiz; Red Light Green Light				
Business items/Take home	None	None	None	None	None
Closing	We Salute You Closing				
After the meeting					

Materials:

Gathering: copies of Hidden Pictures, pencils/crayons

Opening: flag, opening word strips

Project/Activity: none

Game/Song: copies of 911 Safety Quiz, pencils

Closing: closing cards

Home assignments: none

Advancement:

Tiger – Safe and Smart 1c

Wolf – Council Fire 5

Bear – Paws for Action 2a

Happy Halloween

By Olivia Cole

Can you find these
Hidden Pictures®



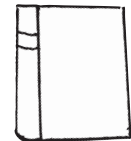
bowl



spatula



mallet



book



artist's
brush



mushroom




apple



adhesive
bandage



flag



slice of pie



funnel



boomerang



barbell



drinking
straw



musical
note



snake



fish



paper airplane



In this big picture, find the bowl, spatula, book, mallet, slice of pie, apple, mushroom, fish, flag, adhesive bandage, boomerang, snake, paper airplane, musical note, barbell, funnel, drinking straw, and artist's brush.


BONUS!

Can you also find a heart, crescent moon, ring, and needle?

Pledge of Allegiance Opening

Cubmaster:

When you pledge allegiance to the U. S. flag, you promise loyalty and devotion to your nation. Each part of the pledge has a meaning:



Cub Scout #1: “I pledge allegiance” means I promise to be true.

Cub Scout #2: “to the flag” means to the symbol of our country

Cub Scout #3: “of the United States of America” means our country made up of 50 states, each with certain rights of its own.

Cub Scout #4: “and to the Republic” means a country where the people elect their fellow citizens to make laws for them.

Cub Scout #5: “for which it stands” means the flag represents the country.

Cub Scout #6: “one nation under God” means a single country whose people believe in religious freedom.

Cub Scout #7: “indivisible” means the country cannot be split into parts.

Cub Scout #8: “with liberty and justice” means with freedom and fairness.

Cub Scout #9: “for all” means for every person in the country.

Cubmaster: Thank you Cub Scouts. Please join with me in saying the Pledge of Allegiance and the Cub Scout Promise.

Pledge of Allegiance Opening Word Strips

Cub Scout #1: “I pledge allegiance” means I promise to be true.

Cub Scout #2: “to the flag” means to the symbol of our country

Cub Scout #3: “of the United States of America” means our country made up of 50 states, each with certain rights of its own.

Cub Scout #4: “and to the Republic” means a country where the people elect their fellow citizens to make laws for them.

Cub Scout #5: “for which it stands” means the flag represents the country.

Cub Scout #6: “one nation under God” means a single country whose people believe in religious freedom.

Cub Scout #7: “indivisible” means the country cannot be split into parts.

Cub Scout #8: “with liberty and justice” means with freedom and fairness.

Cub Scout #9: “for all” means for every person in the country.

Law Enforcement Officer Visit

Cub Scouts, working on almost all rank advancement, have a need to visit with a law enforcement officer. Rather than go on a field trip to a police station, it may be best for your pack to have an officer come and visit them. However, use your best judgment and flexibility to meet the needs of the Cub Scouts (as well as the schedule of law enforcement officers) in your community.

As you invite law enforcement (at whatever level) to your den or pack meeting, the following are all items that could be covered as he or she talks to the Cub Scouts –

- When are appropriate situations to call 911? (when is it not appropriate to call 911?)
- What is it like to serve in the community?
- What are the best ways to help family stay safe at home and in the neighborhood?
- What are some issues facing our community?
- How can citizens help law enforcement officers?
- Why is it important to obey the law?
- Do you know how to do CPR? Is it hard? What training did you receive to do that?

The Wolf den has the requirement to write the officer a thank you note (currently scheduled for the week after this visit as part of the Gathering activity).

This is scheduled for Week 3, but can be done whenever the officer's schedule allows it. Feel free to swap Week 3 for Week 4 or other weeks if needed.

911 Safety Quiz



Circle **YES** if you should dial 911. Circle **NO** if you should not dial 911.

1. Should you call 911 if you someone breaking into a car?

YES

NO

2. Should you call 911 if you brother or sister breaks your toy?

YES

NO

3. If you are hiking with a friend and he falls and hurts himself very badly, should you call 911?

YES

NO

4. If your friend falls down and scrapes his elbow, should you call 911?

YES

NO

5. If you see fire or smell smoke, should you call 911?

YES

NO

6. Should you call 911 if you need help with a school project?

YES

NO

7. Should you call 911 if a stranger is following you?

YES

NO

8. Should you call 911 if you see a car accident where someone is hurt?

YES

NO

9. Should you call 911 if your parents put you in timeout?

YES


NO

Red Light, Green Light

Materials:

None

In this game, one Cub Scout plays the "stop light" and the rest try to touch him.



At the start, all of the Cub Scouts form a line about 15 feet away or more from the "stop light".

The "stop light" faces away from the line of kids and says "green light". At this point the kids are allowed to move towards the stoplight.

At any point, the "stop light" may say "red light!" and turn around. If any of the kids are caught moving after this has occurred, they are out.

Play resumes when the "stop light" turns back around and says "green light".

The "stop light" wins if all the kids are out before anyone is able to touch him.

Otherwise, the first player to touch the "stop light" wins the game and earns the right to be "stop light" for the next game.

We Salute You Closing

Materials:

Card for each Cub Scout to hold with pictures on front and lines to read on back.

Cub Scout #1: Some who we salute are obvious, local heroes who like a police officer risks life to protect us from violence or the fireman who pulls people out of burning buildings.

Cub Scout #2: Others we salute are the ambulance drivers, paramedics, doctors and nurses who save lives every day.

Cub Scout #3: Some people around us seem like regular people, but they we salute them because they were soldiers in the military and served our country to keep us free.

Cub Scout #4: A hero is someone who does the right thing even when they are afraid of failure. They do it because it should be done. And we salute them.

Cub Scout #5: Some who should be saluted are harder to spot, but they are still there. These include blood donors, teachers who spend their time and energy helping kids, and kids who say "No" to drugs.

Cub Scout #6: Heroes are all around us. Let us all stand and give the Cub Scout salute.

[Cub Scout #6 leads the pack or den in a Cub Scout salute.]

Thank you.





Cub Scout #1: Some who we salute are obvious, local heroes who like a police officer risks life to protect us from violence or the fireman who pulls people out of burning buildings.



Cub Scout #2: Others we salute are the ambulance drivers, paramedics, doctors and nurses who save lives every day.



Cub Scout #3: Some people around us seem like regular people, but they we salute them because they were soldiers in the military and served our country to keep us free.

Do the Right Thing!

Cub Scout #4: A hero is someone who does the right thing even when they are afraid of failure. They do it because it should be done. And we salute them.



Cub Scout #5: Some who should be saluted are harder to spot, but they are still there. These include blood donors, teachers who spend their time and energy helping kids, and kids who say “No” to drugs.



Cub Scout #6: Heroes are all around us. Let us all stand and give the Cub Scout salute.