
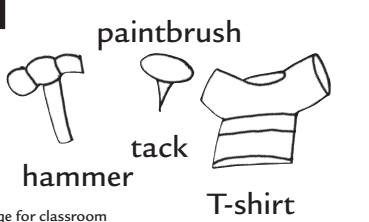
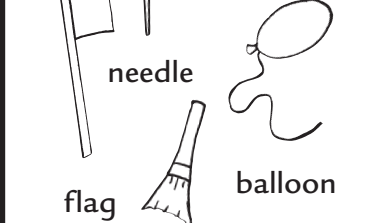
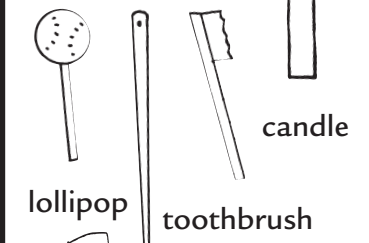
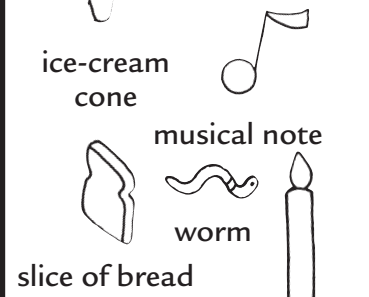




Can you find these
Hidden Pictures®

Magical Thinking

By Larry Daste



In this big picture, find the slice of pizza, pear, thimble, flashlight, funnel, heart, saw, snake, belt, caterpillar, ring, mug, saucepan, crescent moon, boomerang, slice of bread, worm, candle, lollipop, needle, toothbrush, flag, paintbrush, balloon, hammer, tack, and T-shirt.

Abracadabra

Write a word next to each letter below that starts with the letter AND has to do with magic!

A

B

R

A

C

A


D

A

B

R

A



Can You Walk Through A Sheet of Paper?

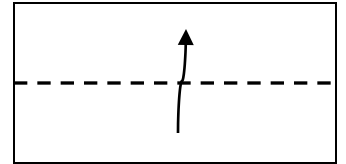
Yes. You can!

Materials:

A sheet of copy paper (or any sheet of paper)

Scissors

Tape (in case of accidents)



1. Lay the sheet of paper out horizontally (landscape orientation).

2. Fold the paper in half from the bottom to the top with the folded edge toward you.

3. From the folded edge, make two cuts (one at each end of the paper) towards the opposite side. Be careful **NOT** to cut all the way across the paper.



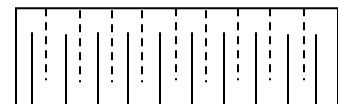
4. Now cut along the folded edge between the two cuts made in step 3.



5. Cut more slits *from the folded edge* each about 1 inch apart between the two cuts made in step 3.



6. Cut slits *from the top edge* in between the cuts made on the folded edge. Be careful **NOT** to cut all the way across the paper.



7. Open up the paper and, be careful not to tear it as you open it. You should have a loop that is large enough for you to walk through.

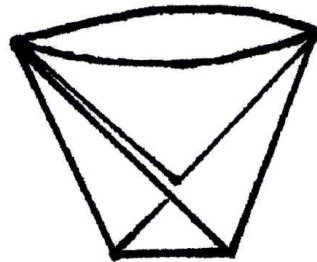
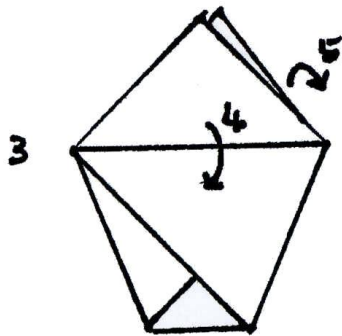
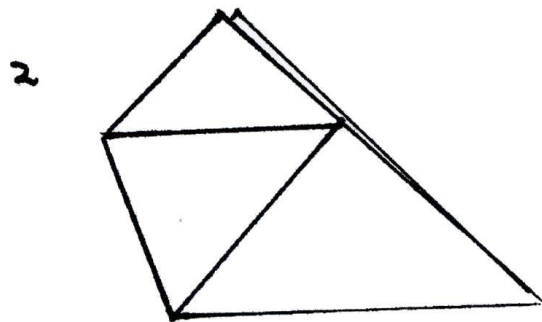
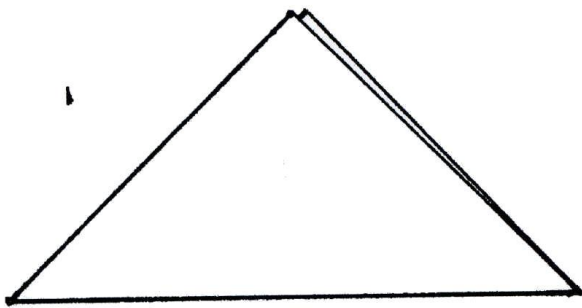
CUP

Use this for water.

White copying paper or butcher paper works well.

Make sure you dispose of the used cup properly.

1. Fold the paper in half.
2. Fold one corner over to the other side.
3. Do the same for the other corner.
4. Fold down the top front flap.
5. Turn the cup over and fold down the other top flap.



Magician Tag

This is a version of freeze tag.


The players run freely about trying to avoid being tagged by “It” who is the “magician.”

When tagged, a player must stop instantly and may not move unless freed from the “spell” by being touched by a free player, after which he may rejoin the game and try to free other players.

The aim of the “magician” is to render all the players inactive or frozen.



Magic Words Opening



Materials:

Flag

Cubmaster:

Part of being respectful is being courteous, appreciative, kind and thoughtful. There are important words that tell someone that you are respectful. I call them magic words. I'm sure the Cub Scouts here already know these words.

What do we say when someone gives us something or does something for us?
These are magic words.

[Hopefully the Cub Scouts will say, "Thank You."]

What do we say when we've requested something... and it starts with the letter "p"?

[Hopefully the Cub Scouts will say, "Please."]

What do we say when someone says, "Thank you" to us?

[Hopefully the Cub Scouts will say, "You're welcome."]

These are simple words but they are important. Do your best to add kind deeds to these magic words.

Please join me in the Pledge of Allegiance, the Scout Oath and the Scout Law.

The Magic of Cub Scouting Closing

Materials:

Printed lines for Cub Scouts to read

Cub Scout #1: “Helping Cub Scouts to grow into adults—that’s magic.”

Cub Scout #2: “Teaching youth to build things and seeing his confidence grow—that’s magic.”

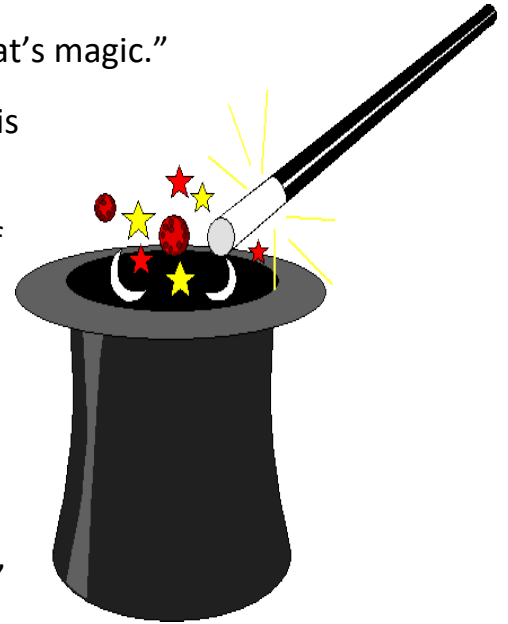
Cub Scout #3: “Helping Cub Scouts discover the meaning of the Scout Oath and Scout Law in their own lives – that’s magic.”

Cub Scout #4: “Watching Cub Scouts face challenges and grow in mind and body—that’s magic.”

Cub Scout #5: “Guiding them as they develop positive, lasting friendships with their Cub Scout den—that’s magic.”

Cub Scout #6: “Seeing their families beam with pride as they applaud Cub Scout accomplishments—that’s magic.”

Den leader or Cubmaster: “As Cub Scout leaders, we also beam with pride because we know our Cub Scouts are learning and growing inside. That’s Cub Scout magic.”



It's Magic Closing


Cubmaster:

You know, we are all magicians.

It doesn't take a magic hat; it doesn't take a magic wand. Magic is always present in our lives.

The magic of a sunset, of a friend's kind word, or how we are loved and needed - these things can leave a magical feeling within us. The greatest way we can use the magic around us is by using it to quietly help others and not be so concerned about getting the credit.

Maybe we can provide magic for others by doing small deeds that will make another person wonder who did the deed for them. Cub Scouts, can you create a little magic for someone else this month?



The Magic of Cub Scouting Closing (lines to cut)

Cub Scout #1: “Helping Cub Scouts to grow into adults—that’s magic.”

Cub Scout #2: “Teaching youth to build things and seeing his confidence grow—that’s magic.”

Cub Scout #3: “Helping Cub Scouts discover the meaning of the Scout Oath and Scout Law in their own lives – that’s magic.”

Cub Scout #4: “Watching Cub Scouts face challenges and grow in mind and body—that’s magic.”

Cub Scout #5: “Guiding them as they develop positive, lasting friendships with their Cub Scout den—that’s magic.”

Cub Scout #6: “Seeing their families beam with pride as they applaud Cub Scout accomplishments—that’s magic.”

Den leader or Cubmaster: “As Cub Scout leaders, we also beam with pride because we know our Cub Scouts are learning and growing inside. That’s Cub Scout magic.”

Magic Cards Opening Ceremony

Cast: 5 Cub Scouts

Materials: 5 cards

Cub Scout #1 - M - Magnificent Cub Scouts

Cub Scout #2 - A - Amaze friends and family with

Cub Scout #3 - G - Great and mystical

Cub Scout #4 - I - Illusions! You will be...

Cub Scout #5 - C - Captivated!

Cubmaster: Please stand and join us in the Pledge of Allegiance and in the Scout Oath and Scout Law.



M

Cub Scout #1:

M is for Magnificent Cub
Scouts.

A

Cub Scout #2:

A - Amaze friends and family
with...

G

Cub Scout #3:

G - Great and mystical



Cub Scout #4:

I - Illusions! You will be...

C

Cub Scout #5:

C - Captivated!